




# Safety Data Sheet



Section 1 PRODUCT IDENTIFICATION	
Product Name:	E288 Spraying Enamel
Synonyms:	none
Recommended Use:	General purpose spraying enamel
Supplier Information:	Cameleon Coatings 26 Paramount Drive Wangara 6055 Phone:(08) 9302 2577 <a href="http://www.cameleon.com.au">www.cameleon.com.au</a> Emergency Phone: 0413 610 147 (24 hours)
Section 2 HAZARD IDENTIFICATION	
Hazard Classification:	<p><b>DANGEROUS GOODS</b> according to the criteria of the ADG code</p> <p><b>HAZARDOUS CHEMICAL</b> according to the criteria of Safe Work Australia</p> <p>Flammable Liquids, Category 3</p> <p>Skin corrosion / Irritation, Category 2</p> <p>Toxic to reproduction, Category 1A</p> <p>Aspiration Hazard, Category 1</p> <p>Chronic aquatic toxicity, Category 3</p> <p>Label elements:</p> <p>Pictograms</p> <div style="display: flex; justify-content: space-around; align-items: center;"> <div style="text-align: center;">               FLAMMABLE         </div> <div style="text-align: center;">               IRRITANT         </div> <div style="text-align: center;">               HEALTH HAZARD         </div> </div> <p>Signal Word: <b>DANGER</b></p>
Hazard Statements:	<p>H226 Flammable liquid and vapour</p> <p>H315 Causes skin irritation</p> <p>H360 May damage the unborn child</p> <p>H304 May be fatal if swallowed and enters airways</p> <p>H412 Harmful to aquatic life with long lasting effects</p>
Precautionary Statements:	<p><i>GENERAL</i></p> <p>P101 If medical advice is needed, have product container or label at hand</p> <p>P102 Keep out of reach of children</p> <p>P103 Read carefully and follow all instructions</p>

# Safety Data Sheet



	<p><b>PREVENTATIVE</b></p> <p>P201 Obtain special instructions before use  P202 Do not handle until all safety precautions have been read and understood  P210 Keep away from heat/sparks/open flames/hot surfaces – No Smoking  P233 Keep container tightly closed  P240 Ground/bond container and receiving equipment  P241 Use explosion proof electrical/ventilation/lighting equipment  P242 Use only non-sparking tools  P243 Take action to prevent static discharges  P264 Wash thoroughly after handling  P273 Avoid release to the environment  P280 Wear protective gloves/eye protection/face protection  P281 Use personal protective equipment as required</p> <p><b>RESPONSE</b></p> <p>P301+P310 IF SWALLOWED; Immediately call a Poison Centre or doctor  P302+P352 IF ON SKIN: Wash with plenty of soap and water  P303+P361+ IF ON SKIN (or hair): Take off immediately all contaminated clothing.  P353 Rinse skin with water/shower.  P308+P313 IF exposed or concerned: Get medical advice/attention  P331 Do NOT induce vomiting  P332+P313 If skin irritation occurs: Get medical advice/attention  P362 Take off contaminated clothing and wash before reuse  P370+P378 In case of fire: Use foam/water spray/fog for extinction  P391 Collect spillage</p> <p><b>STORAGE</b></p> <p>P403+P235 Store in a well-ventilated place. Keep cool  P405 Store locked up</p> <p><b>DISPOSAL</b></p> <p>P501 Dispose of contents/container in accordance with local regulations</p>
--	---

## Section 3 COMPOSITION

Ingredient	CAS Number	Proportion
Low aromatic white spirit	64742-82-1	20-40%
Xylene	1330-20-7	<5%
Toluene	108-88-3	<3%
Solvent naphtha (petroleum), light aliphatic	64742-89-8	<3%
Solvent naphtha (petroleum), light aromatic	64742-95-6	<3%
Ethyl Methyl Ketoxime	96-29-7	<1%
Other Non-Hazardous Materials to 100%		

Note – product contains <0.1% benzene

Proportion is % weight per weight

All the constituents of this material are listed on the Australian Inventory of Chemical Substances (AICS)

# Safety Data Sheet



## Section 4 FIRST AID MEASURES

Poisons Information Centres in each State capital city can provide additional assistance for scheduled poisons.

### Description of necessary first aid measures

**Inhalation:** Keep victim calm and remove to fresh air if safe to do so. If rapid recovery does not occur, transport to nearest medical facility for additional treatment.

**Skin Contact:** If skin contact occurs, remove contaminated clothing and wash skin thoroughly with water and follow by washing with soap if available. Transport to nearest medical facility for additional treatment if necessary.

**Eye Contact:** If in eyes, hold eyes open, flood with water for at least 15 minutes. Seek immediate medical assistance.

**Ingestion:** If swallowed, do NOT induce vomiting. Transport to nearest medical facility for additional treatment. If vomiting occurs spontaneously, keep head below hips to prevent aspiration.

### Symptoms caused by exposure

**Inhalation:** Breathing of high vapour concentrations may cause central nervous system depression resulting in dizziness, light-headedness, headache, nausea and loss of coordination. Continuous inhalation may result in unconsciousness and death.

**Skin:** May include burning sensation and/or a dried/cracked appearance.

**Eye:** May include burning sensation, redness, swelling and/or blurred vision.

**Ingestion:** May include coughing, choking, wheezing, difficulty in breathing, chest congestion, shortness of breath and/or fever.

## Section 5 FIRE FIGHTING MEASURES

### Suitable Extinguishing Media:

Foam, water spray or fog, carbon dioxide, dry chemical powder. Do not use water in a jet.

### Specific Hazards:

Carbon monoxide may be evolved if incomplete combustion occurs. Will float and can be reignited on surface water. Vapour is heavier than air, can spread along ground and distant ignition is possible.

### Fire Fighting Advice:

Class 3 Flammable liquid. On burning this product may emit toxic fumes. Heating can cause expansion or decomposition leading to violent rupture of containers. Keep containers cool with water spray. Fire fighters to wear self-contained breathing apparatus if risk of exposure to vapour or decomposition products.

# Safety Data Sheet



## Section 6 ACCIDENTAL RELEASE MEASURES

### Personal precautions, protective equipment and emergency procedures

Avoid contact with spilled or released material. Shut off leaks, if possible without personal risks. Isolate hazard area and deny entry to unnecessary or unprotected personnel. Remove all sources of ignition in the surrounding area. Take precautionary measure against static discharge. Ensure electrical continuity by bonding and earthing all equipment.

### Environmental precautions

Use appropriate containment to avoid environmental contamination. Prevent from spreading and entering waterways using sand, earth or other appropriate barriers. Attempt to disperse the vapour or to direct its flow to a safe location for example by using fog sprays. Ventilate contaminated area thoroughly.

### Methods and materials for containment and cleaning up

For small spills (< 1 drum), transfer by mechanical means to a labelled, sealable container for product recovery or safe disposal. Allow any residues to evaporate or use an appropriate absorbent material and dispose of safely.

For larger spills (> 1 drum), transfer by means such as a vacuum truck to a salvage tank for recovery or disposal. Do not flush residues with water. Retain as contaminated waste. Allow any residues to evaporate or use an appropriate absorbent material and dispose of safely.

## Section 7 HANDLING AND STORAGE

### Precautions for safe handling

Flammable product. Avoid breathing vapours. Handle and open containers with care in a well ventilated area. Ensure that the workplace is ventilated such that the Occupational Exposure limit is not exceeded. Avoid contact with skin, eyes and clothing. Wash thoroughly after handling. Do not eat, drink or smoke in contaminated areas. Electrostatic charges may be generated during transfer. Electrostatic discharge may cause fire. Ensure electrical continuity by earthing all equipment. Flameproof equipment necessary in area where chemical is being used. Vapours may accumulate in low or confined areas.

### Conditions for safe storage, including any incompatibilities

Bulk storage tanks should be banded. Store in a well-ventilated area, away from sunlight, ignition sources and other sources of heat. Do not store near strong oxidants.

## Section 8 EXPOSURE CONTROLS AND PERSONAL PROTECTION

### National Exposure Limits.

No value has been assigned for this specific product by the National Occupational Health and Safety Commission (NOHSC) Worksafe Australia

However, exposure standards for constituents:

Material	TWA		STEL		Notices
	ppm	Mg/m <sup>3</sup>	ppm	mg/m <sup>3</sup>	
Mineral Spirits 150-200 HSPA		350			
Xylene	80	350	150	655	SK
Toluene	50	191	150	574	-
Aromatic solvents 169-185		100			

# Safety Data Sheet



## TWA:

The Time Weighted Average airborne concentrations over an eight-hour working day, for a five day working week over an entire working life.

## STEL:

(Short Term Exposure Limit) The average airborne concentration over a fifteen minute period which should not be exceeded at any time during a normal eight-hour work day.

## SK Notice:

Absorption through the skin may be a significant source of exposure. The exposure standard is invalidated if such contact should occur.

According to current knowledge, these concentrations should neither impair the health of, nor cause undue discomfort to, nearly all workers.

These exposure standards are guides to be used in the control of Occupational Health Hazards. All atmospheric contamination should be kept as low as is practicable.

Exposure standards should **NOT** be used as the defining line between safe and dangerous concentrations of chemicals. They are **NOT** a measure of relative toxicity.

## Biological monitoring

No biological limit allocated.

## Engineering controls

Ensure that adequate ventilation is provided. Maintain air concentrations below recommended exposure standards. Avoid generating and inhaling mists and vapours. Keep containers closed when not in use. DO NOT enter confined spaces where vapour may have collected.

## Individual protection measures

**Eye and face protection:** Wear safety goggles.

**Skin protection:** Use solvent resistant gloves, nitrile for longer term protection or PVC and neoprene for incidental splashes.

**Respiratory protection:** If work practices do not maintain airborne level below the exposure standard, use appropriate respiratory protection equipment. When using respirators, select an appropriate combination of mask and filter. Select a filter for organic gases and vapours (boiling point > 65°C). Respirators should comply with AS1716 or an equivalent approved by a state/territory authority.

## Section 9 PHYSICAL PROPERTIES

Appearance: Coloured mobile liquid

Solubility: Insoluble in water

Odour:	Solvent	Density @ 20°C:	~1.09* kg/l
pH:	NAP	Flash point & Method:	~ 26°C Closed Cup
Vapour Pressure 20°C (mm Hg):	Typical 0.37kPa	Upper Explosive Limit (UEL):	6.5%
Vapour Density (Air = 1)	~4.35	Lower Explosive Limit (LEL):	0.7%
Initial Boiling Point & Range °C:	~ 149-194	Ignition Temperature °C:	NAV
Freezing Point °C:	NAV	Percent Volatiles (by weight):	~ 43.4**%

NAP = Not Applicable, NAV = Not Available  
\*for White (varies with colour)  
\*\* for White Spirits

# Safety Data Sheet



## Section 10 STABILITY AND REACTIVITY

### Reactivity

Stable under normal conditions of use.

### Chemical stability

Stable under normal conditions of use.

### Possibility of hazardous reactions

Stable under normal conditions of use.

### Conditions to avoid

Avoid heat, sparks, open flames and other ignition sources.

### Incompatible materials

Strong oxidising agents.

### Hazardous decomposition products

Thermal decomposition is highly dependent on conditions. A complex mixture of airborne solids, liquids, gases, including carbon monoxide, carbon dioxide and other organic compounds will be evolved when this material undergoes combustion or thermal or oxidative degradation.

## Section 11 TOXICOLOGICAL INFORMATION

<b>Acute toxicity:</b>	Expected to be of low toxicity - LD50 Oral (rat) > 2000 mg/kg LC50 Inhalation (rat, 4h) > 20 mg/l LD50 Dermal (rabbit) > 2000 mg/kg
<b>Skin corrosion/irritation:</b>	May cause moderate skin irritation. Prolonged contact may cause defatting of skin which can lead to dermatitis.
<b>Serious eye damage/irritation:</b>	Irritating to eyes.
<b>Respiratory or skin sensitisation:</b>	Not expected to be a sensitiser.
<b>Germ cell mutagenicity:</b>	Not expected to be mutagenic
<b>Carcinogenicity:</b>	Not expected to be carcinogenic.
<b>Reproductive toxicity:</b>	Experiments have shown reproductive toxicity effects in male and female laboratory animals. Suspected human reproductive toxicant. Damage to foetus possible.
<b>Specific Target Organ Toxicity (STOT) – single exposure:</b>	Inhalation of vapours or mists may cause irritation to the respiratory system.
<b>Specific Target Organ Toxicity (STOT) – repeated exposure:</b>	Central nervous system: repeated exposure affects the nervous system. Effects seen at high doses only. Respiratory system: repeated exposure affects the respiratory system. Effects seen at high doses only.
<b>Aspiration hazard:</b>	Aspiration into the lungs when swallowed or vomited may cause chemical pneumonitis which can be fatal.

# Safety Data Sheet



## Section 12 ECOLOGICAL INFORMATION

### Ecotoxicity

#### For constituent **White Spirits:**

Acute Toxicity – fish:	Expected to be harmful, 10<LC/EC/IC 50 ≤ 100mg/l.
Acute Toxicity – invertebrates:	Expected to be harmful, 10<LC/EC/IC 50 ≤ 100mg/l.
Acute Toxicity – algae:	Expected to be harmful, 10<LC/EC/IC 50 ≤ 100mg/l.
Acute Toxicity – microorganisms	Expected to be harmful, 10<LC/EC/IC 50 ≤ 100mg/l.

#### For constituent **Xylene:**

Acute Toxicity – fish:	Toxic, 1<LC/EC/IC 50 ≤ 10mg/l.
Acute Toxicity – invertebrates:	Toxic, 1<LC/EC/IC 50 ≤ 10mg/l.
Acute Toxicity – algae:	Toxic, 1<LC/EC/IC 50 ≤ 10mg/l.
Acute Toxicity – microorganisms	Data not available
Chronic toxicity	Data not available

#### For constituent **Toluene**

Acute Toxicity – fish:	Toxic, 1<LC/EC/IC 50 ≤ 10mg/l.
Acute Toxicity – invertebrates:	Harmful, 10<LC/EC/IC 50 ≤ 100mg/l.
Acute Toxicity – algae:	Low, LC/EC/IC 50 > 100mg/l.
Acute Toxicity – microorganisms	Data not available
Chronic toxicity	Data not available

### Persistence and degradability

Readily biodegradable. Oxidises by photo-chemical reactions in air.

### Bioaccumulative potential

Not expected to bioaccumulate significantly.

### Mobility in soil

Floats on water, highly mobile and may contaminate groundwater.

### Other adverse effects

Data not available.

## Section 13 DISPOSAL CONSIDERATIONS

Do not pour unwanted paint down the drain. Keep unwanted paint in sealed containers for disposal via special chemical waste collections. Empty paint containers should be left open in a well ventilated area to dry out. When dry, recycle steel containers via steel can recycling programs. Disposal of empty paint containers via domestic recycling programs may differ between local authorities. Check with your local council first.

# Safety Data Sheet



## Section 14 TRANSPORT INFORMATION

Classified as Dangerous Goods by the criteria of the Australian Dangerous Goods Code (ADG7 Code) for transport by road or rail.

UN Number:	1263	HAZCHEM:	•3Y
UN Proper Shipping Name:	PAINT	Packaging Group:	III
Class and Sub Risk:	3 Flammable Liquid		

Special Precautions: Not to be loaded with explosives (Class 1), flammable gases (Class 2.1) in bulk, poisonous gases (Class 2.3), spontaneously combustible substances (Class 4.2), oxidising agents (Class 5.1), organic peroxides (Class 5.2) and radioactive substances (Class 7), however, exemptions may apply.

## Section 15 REGULATORY INFORMATION

**Hazardous according to Safe Work Australia**

**Poisons Schedule (Australia): S5**

## Section 16 OTHER INFORMATION

**Date of preparation: March 2021**

**Version 1.05**

**Reason for change: Update to GHS7**

### General:

Safety Data Sheets are updated frequently. Please ensure that you have a current copy.

This SDS summarises at the date of issue our best knowledge of the health and safety hazard information of the product, and in particular, how to safely handle and use the product in the work-place.

Since Cameleon Coatings cannot anticipate or control the conditions under which this product may be used or handled, each user must, prior to using or handling this product, review this SDS in the context of how the user intends to handle and use the product in the workplace.

If clarification or further information is required to ensure that an appropriate assessment can be made, the user should contact this company.

Our responsibility for product as sold is subject to our standard terms and conditions, a copy of which is sent to our customers, and is also available from the company upon request.